

# Lumen Industries Corporation

## Products Catalog

**U.S. MANUFACTURER**

**SPECIALIZED IN WATERFRONT LIGHTING FIXTURES**

**[www.AsLUMEN.COM](http://www.AsLUMEN.COM)**



# Lumen Industries Corp.

## Products Catalog



### Membles™ Cap Light

Mounted on top of dock wood pilings. 12V DC LED. Black Vinyl Shell. 2000 Lumen. Powered by plug-in transformer. Programmable timer with photo-eye. Dimmable by remote.

Page 3



### Exclus™ Canopy Light

Mounted under boat lift canopy frames. 12V DC LED. Three 40" long light bars. Powered by plug-in transformer. Programmable timer with photo-eye. Color changeable, dimmable by remote.


Page 9



### Blassu™ RGB Light

Mounted on sides of dock wood pilings. 12V DC LED. Powered by plug-in transformer. Programmable timer with photo-eye. Color changeable, dimmable by remote.

Page 15



### Plifal™ Rail Light

Mounted on dock rail boards. 12V DC LED. Powered by plug-in transformer. Programmable timer with photo-eye.

Page 19



### Gazint™ Pouf Light

Traditional pouf design, but in black and white contemporary fixture colors. Waterproof. Mounted on side of pilings, posts, railings, stairs, etc. Typically 10' to 1' above ground. Optional color-changing.


Page 21



### Rosion™ Concealable Light

Contemporary design only 1¼" in diameter. Concealable. Typically installed 3' off or onto the dock deck. Spread the warm white light on the ground about 4' radius. Walkway-like effect. Optional color-changing.


Page 23



### Tabilly™ Dock-edge Scenery Light

Mounted on the side of the dock, on the dock stringer. 12V DC LED. Plug-in internal transformer. 8000 lumen. Angle adjustable. Programmable timer with photo-eye. Maintenance free.

Page 26



### Fectors™ Underwater Scenery Light

12V DC LED. Dropped into water, dangle in water or sink to bottom. 15000 lumen. Powered by plug-in transformer. Programmable timer with photo-eye. Need cleaning once a month.

Page 28

### Before and After View

Page 31~33



# Membles™ Cap Light

Low Voltage LED Dock Piling Cap Lights





# Membles™ Cap Light

Low Voltage LED Dock Piling Cap Lights





# Membles™ Cap Light

Low Voltage LED Dock Piling Cap Lights





# Membles™ Cap Light

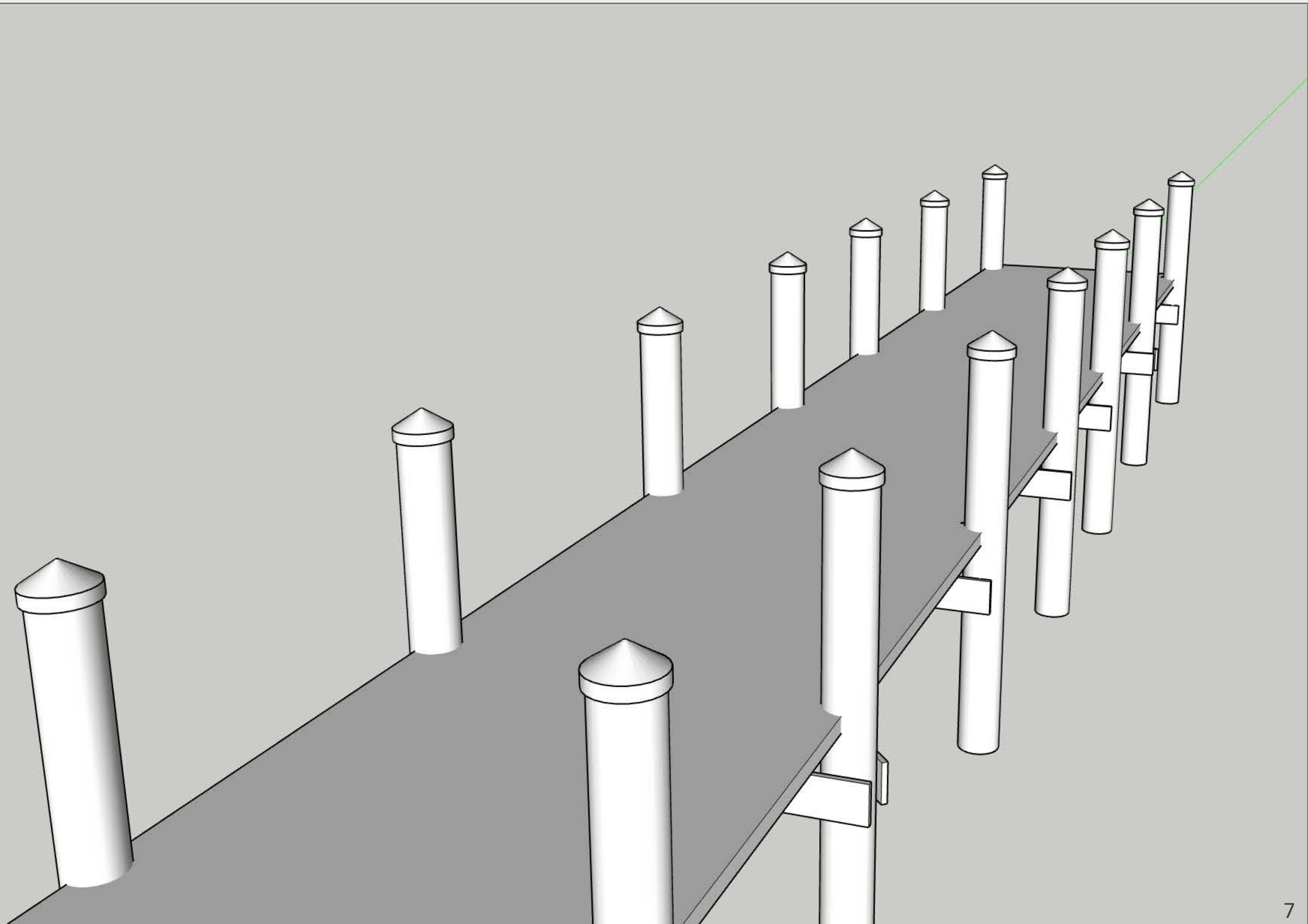
Low Voltage LED Dock Piling Cap Lights





# Membles™ Cap Light

Low Voltage LED Dock Piling Cap Lights





# Membles™ Cap Light


Low Voltage LED Dock Piling Cap Lights





# Exclus™ Canopy Light

Boat Lift Canopy Lighting System Color Changeable and Dimmable with Remote Control





# Exclus™ Canopy Light

Boat Lift Canopy Lighting System Color Changeable and Dimmable with Remote Control





# Exclus™ Canopy Light

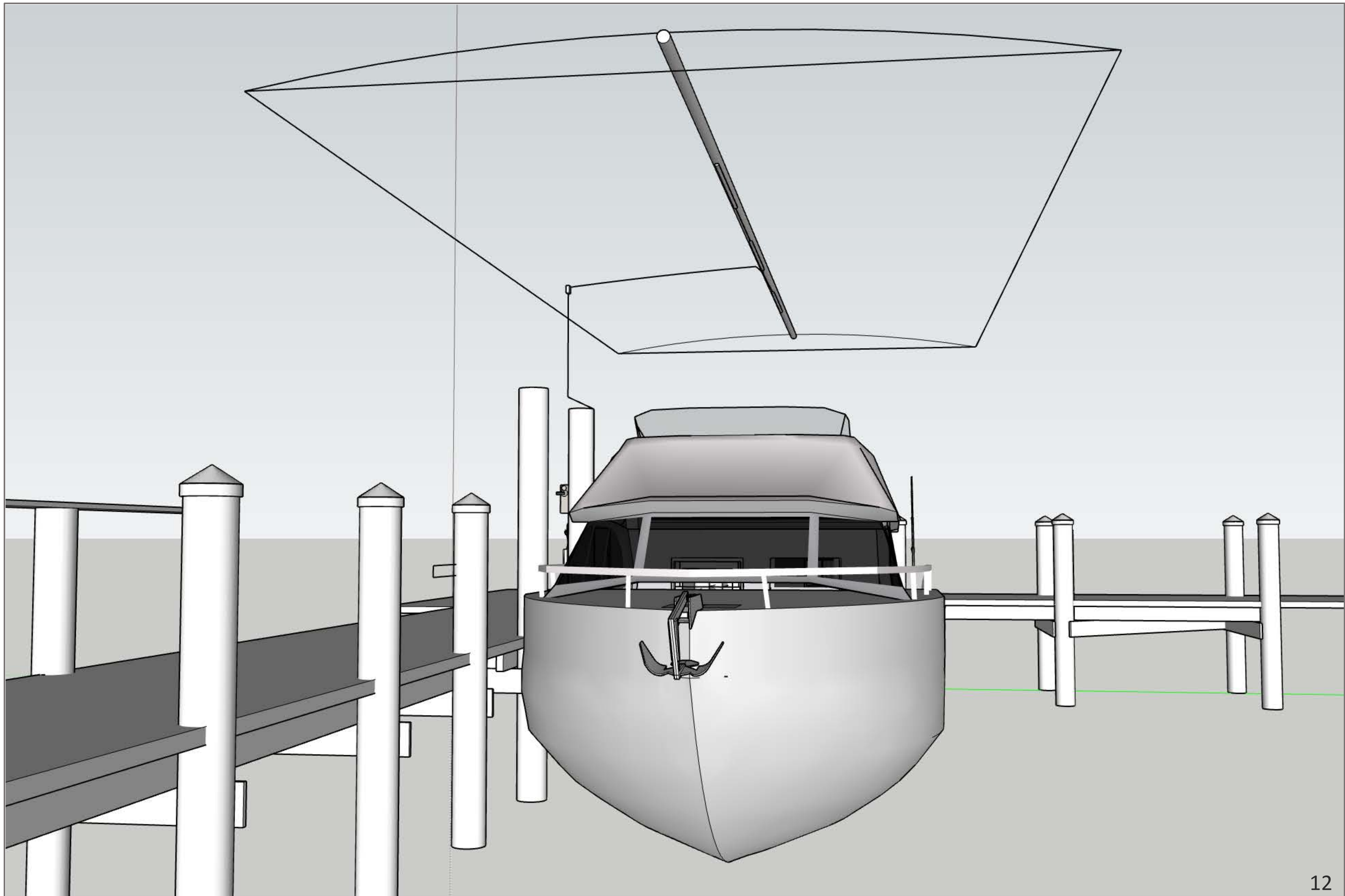
Boat Lift Canopy Lighting System Color Changeable and Dimmable with Remote Control





# Exclus™ Canopy Light

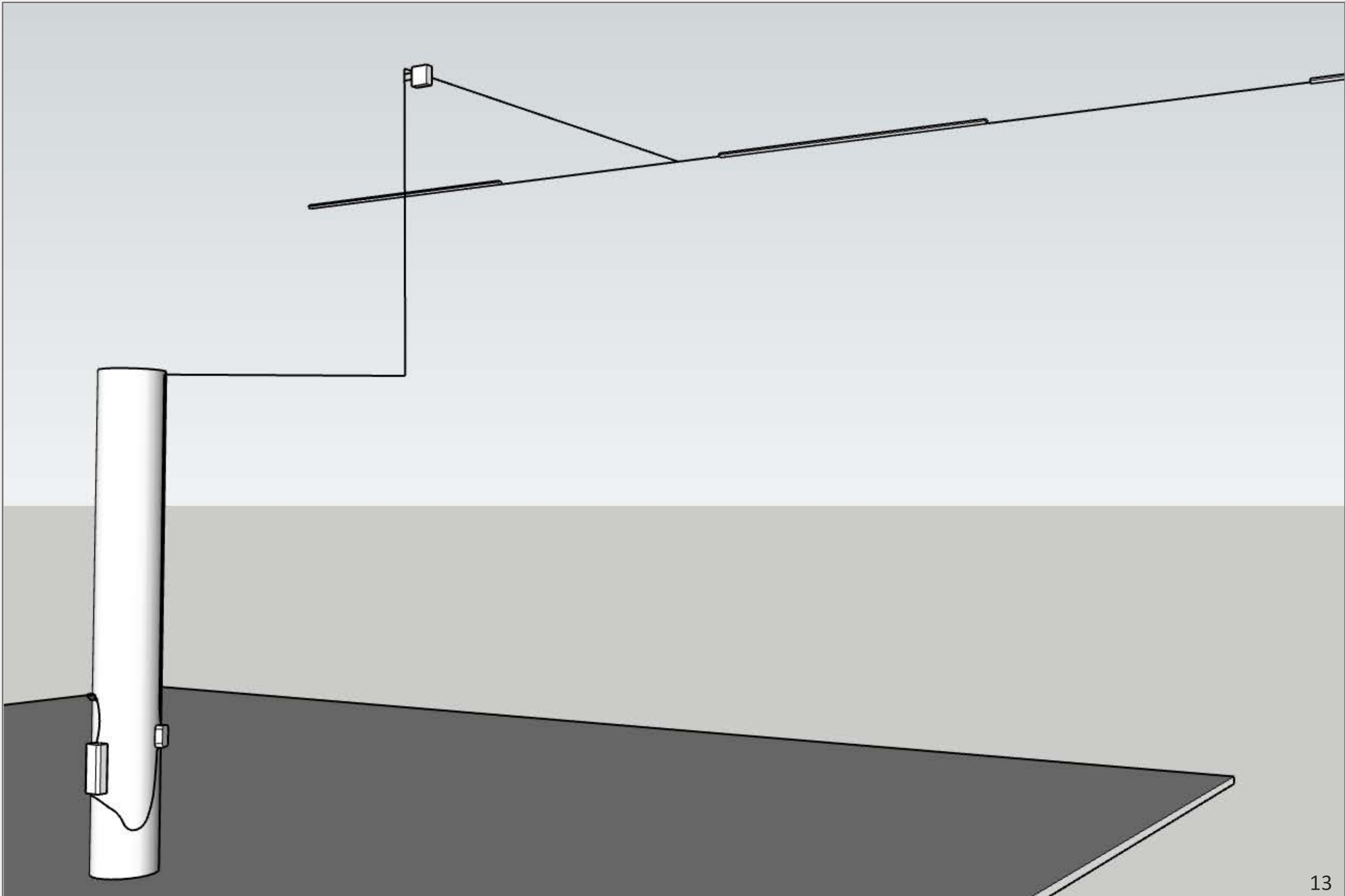
Boat Lift Canopy Lighting System Color  
Changeable and Dimmable with Remote Control





# Exclus™ Canopy Light

Boat Lift Canopy Lighting System Color Changeable and Dimmable with Remote Control





# Exclus™ Canopy Light

Boat Lift Canopy Lighting System Color Changeable and Dimmable with Remote Control





# Blassu™ RGB Light

Low Voltage LED. Mount on Sides of Wood or Aluminum Posts. Color Programmable, On or Off, Dimmable with Remote.





# Blassu™ RGB Light

Low Voltage LED. Mount on Sides of Wood or Aluminum Posts. Color Programmable, On or Off, Dimmable with Remote.





# Blassu™ RGB Light

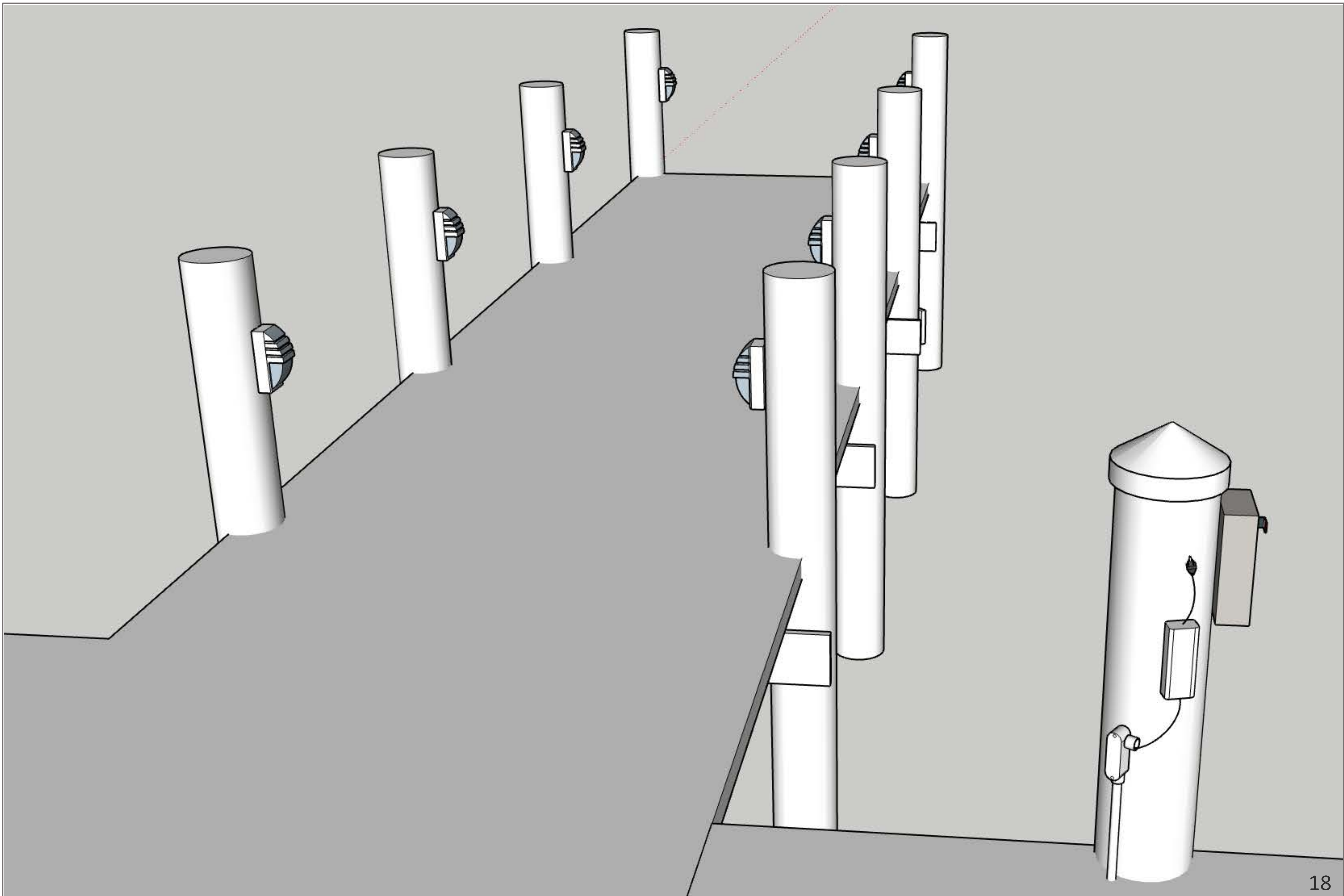
Low Voltage LED. Mount on Sides of Wood or Aluminum Posts. Color Programmable, On or Off, Dimmable with Remote.





# Blassu™ RGB Light

Low Voltage LED. Mount on Sides of Wood or Aluminum Posts. Color Programmable, On or Off, Dimmable with Remote.





# Plifal™ Rail Light

Low Voltage LED. Mount on Dock Rail Boards.  
Programmable Timer with Photo-eye.





# Plifal™ Rail Light

Low Voltage LED. Mount on Dock Rail Boards.  
Programmable Timer with Photo-eye.





# Gazint™ Pouf Light

Traditional pouf design, but in black and white contemporary fixture colors. Waterproof. Mounted on side of pilings, posts, railings, stairs, etc. Typically 10' to 1' above ground. Optional color-changeable.





# Gazint™ Pouf Light


Low Voltage LED. Mount on any surface. High up or low from ground. Optional color changeable.





# Rosion™ Concealable Light

Contemporary design only 1¼" in diameter. Concealable. Typically installed 3' off or onto the dock deck. Spread the warm white light on the ground about 4' radius. Walkway-like effect. Optional color-changeable.





# Rosion™ Concealable Light

Low Voltage LED. Contemporary design.  
1 1/4" in diameter. Optional color-changeable.





# Rosion™ Concealable Light


Low Voltage LED. Contemporary design.  
1¼" in diameter. Optional color-changeable.





# Tabilly™ Dock-edge Scenery Light

Low Voltage LED. Mount on Dock-edges. Plug-in internal transformer. 8000 Lumen. Programmable Timer with Photo-eye. Maintenance Free.





# Tabilly™ Dock-edge Scenery Light


Mount on Dock-edges. 8000 Lumen. Maintenance Free.





# Fectors™ Underwater Scenery Light

Low Voltage LED. 15000 Lumen. Drop or Dangle in Water, or Sink to Bottom. Powered by Plug-in Transformer. Programmable Timer with Photo-eye. Need Cleaning Once a Month.





# Fectors™ Underwater Scenery Light


Low Voltage LED. 15000 Lumen.  
Need Cleaning Once a Month.





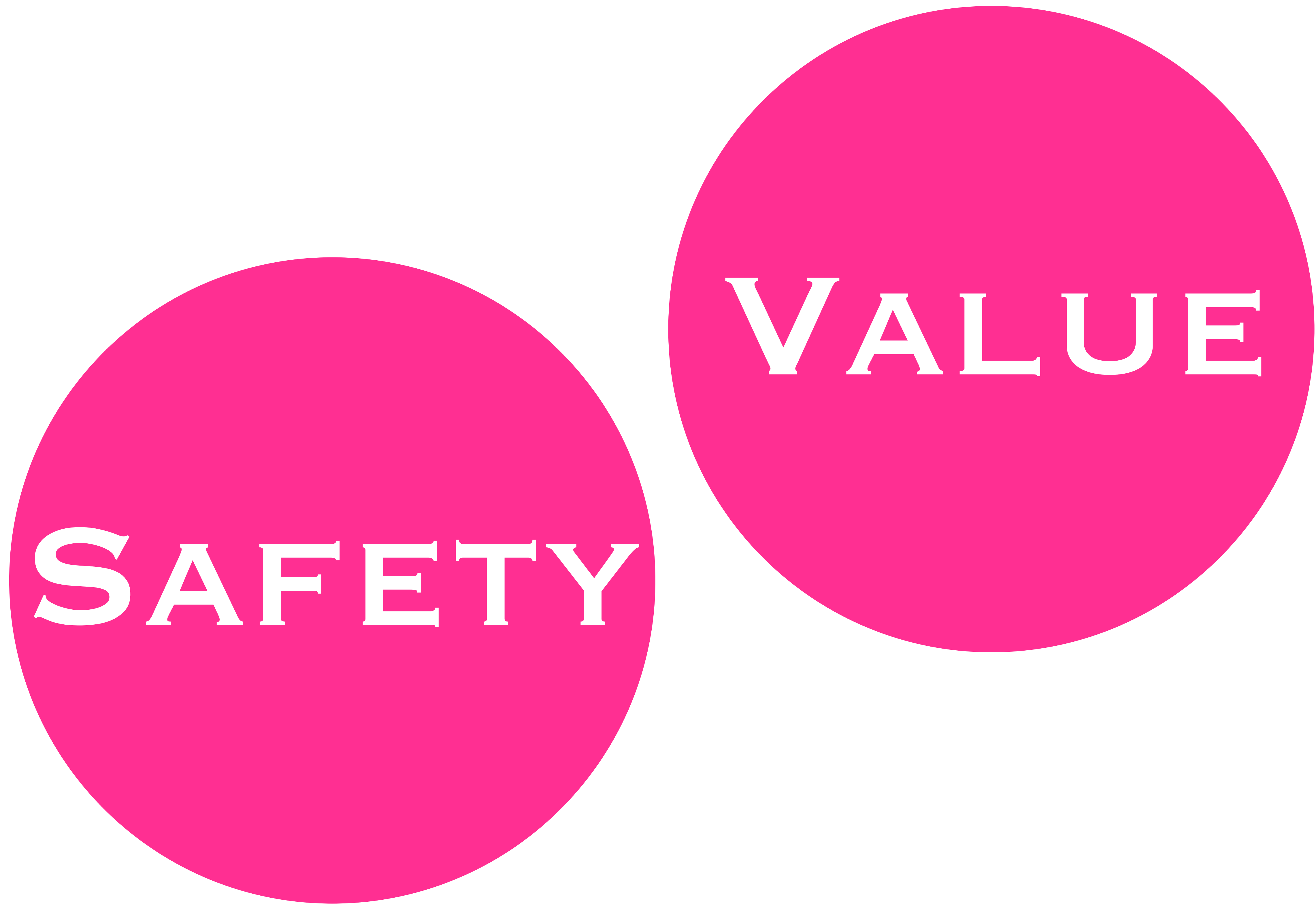
# Fectors™ Underwater Scenery Light

Low Voltage LED. 15000 Lumen.  
Need Cleaning Once a Month.





# Before and After View





# Before






After







LUMEN INDUSTRIES CORPORATION  
PRODUCTS CATALOG  
[WWW.ASLUMEN.COM](http://WWW.ASLUMEN.COM)







LUMEN INDUSTRIES CORPORATION  
PRODUCTS CATALOG  
[WWW.ASLUMEN.COM](http://WWW.ASLUMEN.COM)